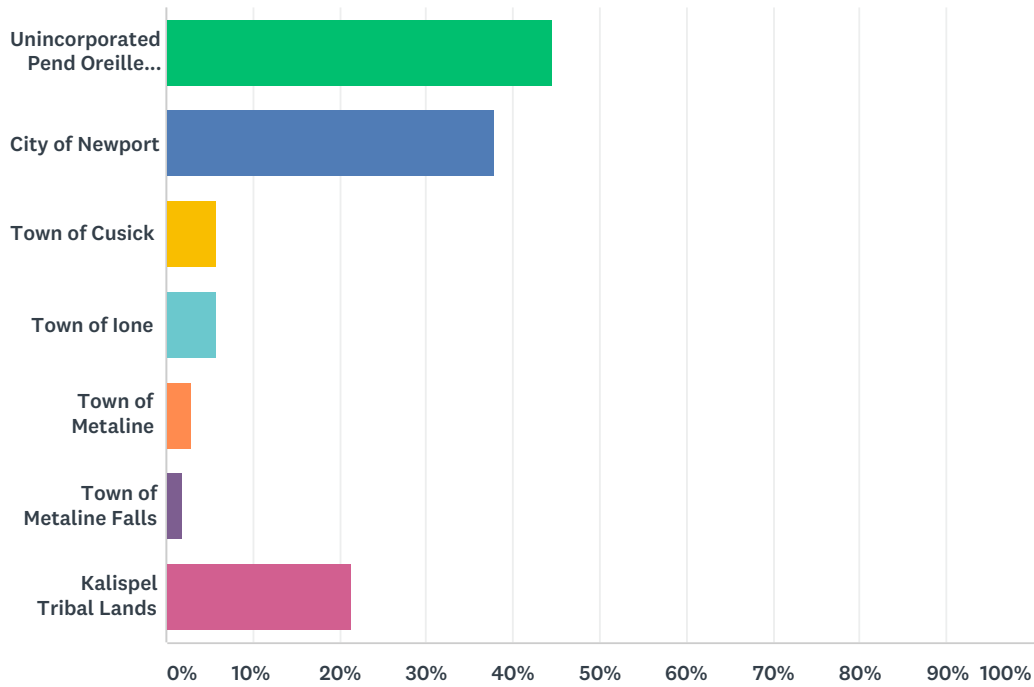


Q1 In which area do you live or work:

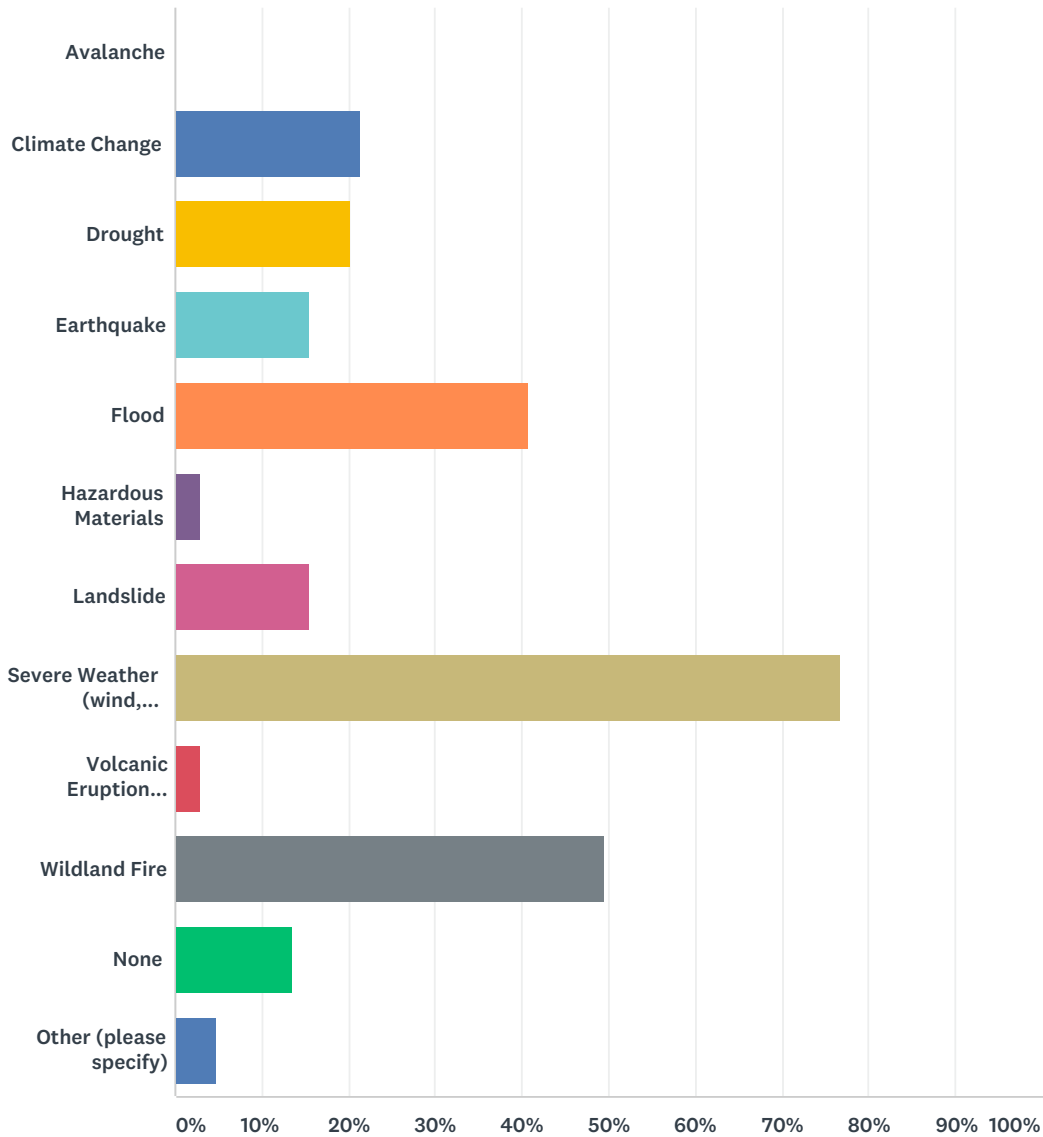
Answered: 103 Skipped: 0



ANSWER CHOICES	RESPONSES	
Unincorporated Pend Oreille County	44.66%	46
City of Newport	37.86%	39
Town of Cusick	5.83%	6
Town of Lone	5.83%	6
Town of Metaline	2.91%	3
Town of Metaline Falls	1.94%	2
Kalispel Tribal Lands	21.36%	22
Total Respondents: 103		

Q2 Which of the following natural hazard events have you or has anyone in your household experienced in the past 20 years? (Check all that apply)

Answered: 103 Skipped: 0



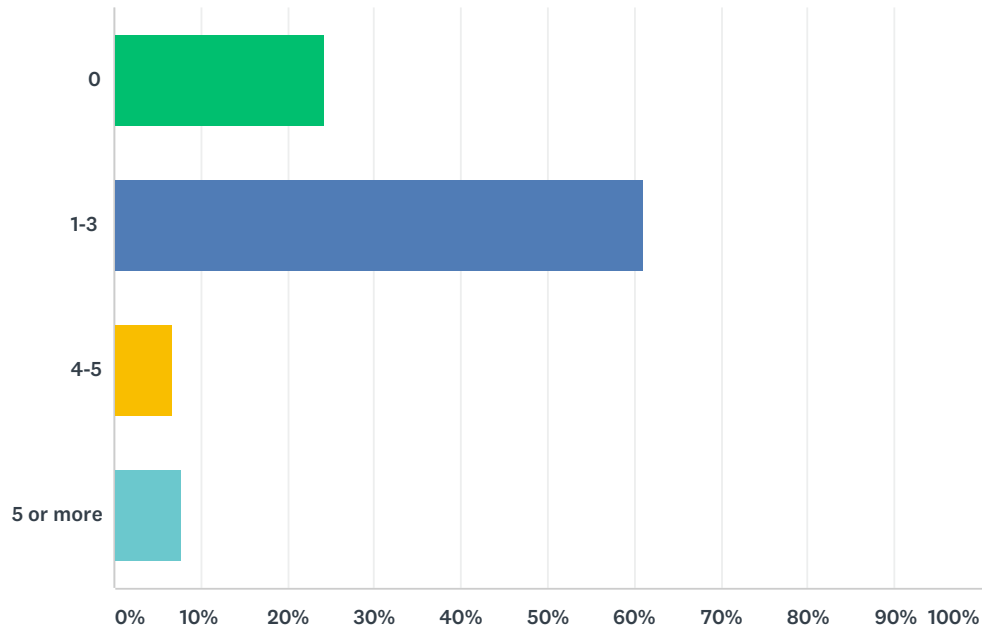
ANSWER CHOICES	RESPONSES
Avalanche	0.00% 0
Climate Change	21.36% 22
Drought	20.39% 21
Earthquake	15.53% 16
Flood	40.78% 42
Hazardous Materials	2.91% 3

Landslide	15.53%	16
Severe Weather (wind, lightning, winter storm, etc.)	76.70%	79
Volcanic Eruption (lahar, ash fall)	2.91%	3
Wildland Fire	49.51%	51
None	13.59%	14
Other (please specify)	4.85%	5
Total Respondents: 103		

#	OTHER (PLEASE SPECIFY)	DATE
1	Extreme snow	6/16/2018 1:06 PM
2	I fight wildland firea	6/14/2018 9:49 PM
3	Hurricane, Tornado	6/1/2018 1:27 PM
4	Ice Storm	6/1/2018 10:09 AM
5	concerned over possible future hazardous material due to possible smelter coming to the county	6/1/2018 10:07 AM

Q3 How many times have you been impacted by disaster events?

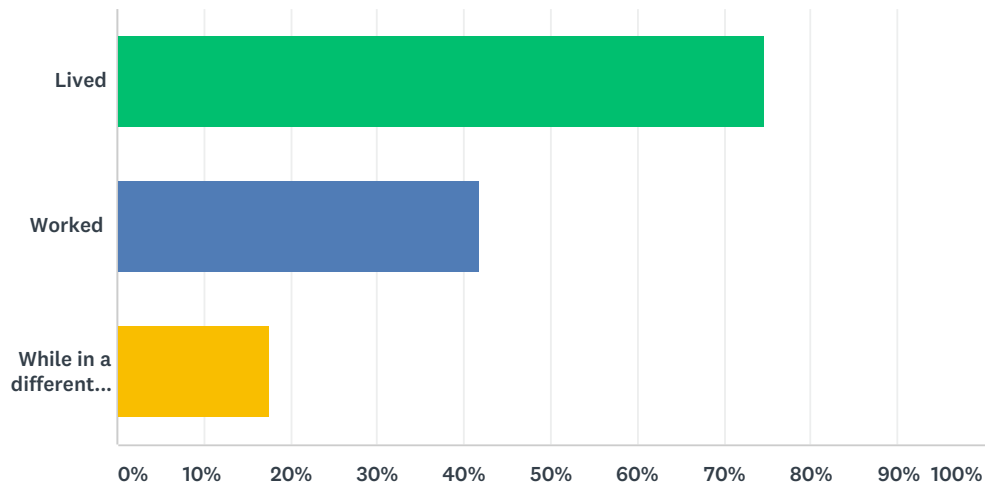
Answered: 103 Skipped: 0



ANSWER CHOICES	RESPONSES
0	24.27% 25
1-3	61.17% 63
4-5	6.80% 7
5 or more	7.77% 8
TOTAL	103

Q4 Have these occurred while you have lived (or worked) in Pend Oreille County?

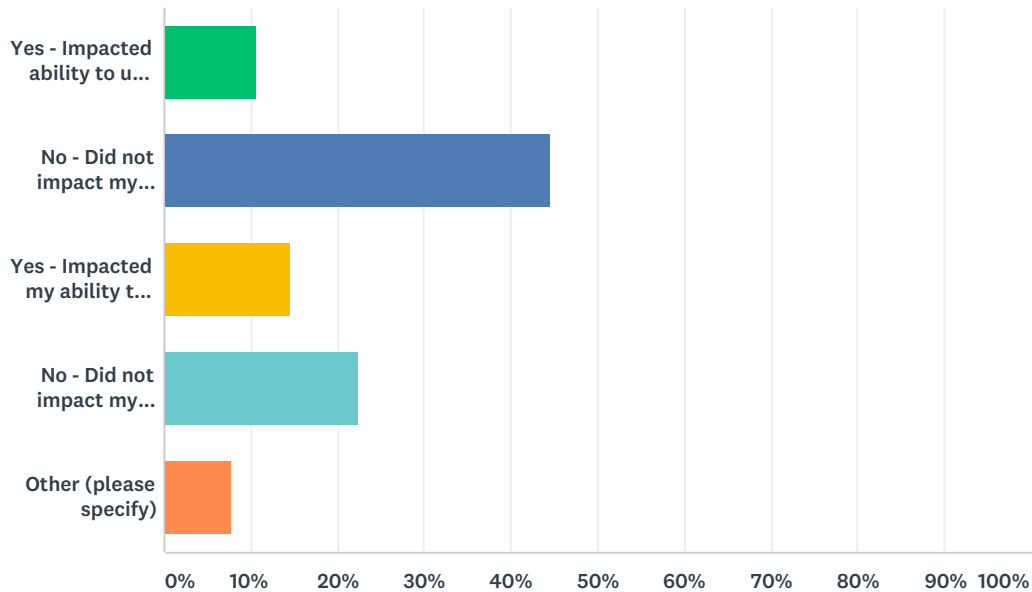
Answered: 103 Skipped: 0



ANSWER CHOICES	RESPONSES
Lived	74.76% 77
Worked	41.75% 43
While in a different location	17.48% 18
Total Respondents: 103	

Q5 If the answer to the preceding question is in the affirmative, has the hazard event impacted your ability to use your residence or not allowed you to work because of damages?

Answered: 103 Skipped: 0

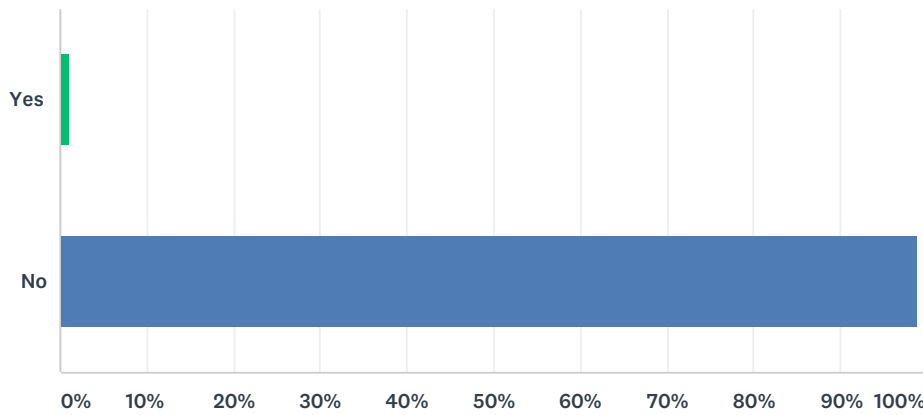


ANSWER CHOICES	RESPONSES	
Yes - Impacted ability to use my residence	10.68%	11
No - Did not impact my ability to use my residence	44.66%	46
Yes - Impacted my ability to work	14.56%	15
No - Did not impact my ability to work	22.33%	23
Other (please specify)	7.77%	8
TOTAL		103

#	OTHER (PLEASE SPECIFY)	DATE
1	Floods make it hard to get to areas with wildland fires.	6/14/2018 9:49 PM
2	No disaster.	6/14/2018 11:10 AM
3	smokefrom wildfire	6/7/2018 3:39 PM
4	Trees fallen over road-unable to get to work before removal.	6/6/2018 10:45 AM
5	Timber losses	6/5/2018 11:42 AM
6	new residence/ has not experience	6/2/2018 11:33 PM
7	Do to road closures/power outage couldnt leave residence	6/1/2018 1:27 PM
8	you can only select one- and No to impacting residence and yes to work- phone system was completely down.	6/1/2018 10:07 AM

Q6 If you have been impacted by a disaster, did you or a family member living with you at the time sustain injuries?

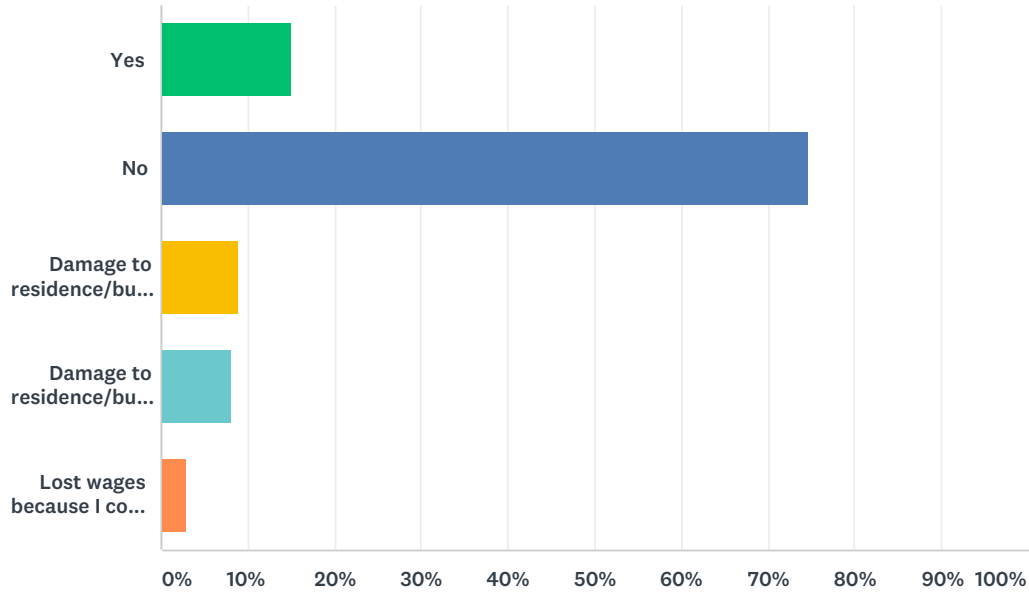
Answered: 98 Skipped: 5



ANSWER CHOICES	RESPONSES	
Yes	1.02%	1
No	98.98%	97
TOTAL		98

Q7 Did you sustain financial loss as a result of a disaster event?

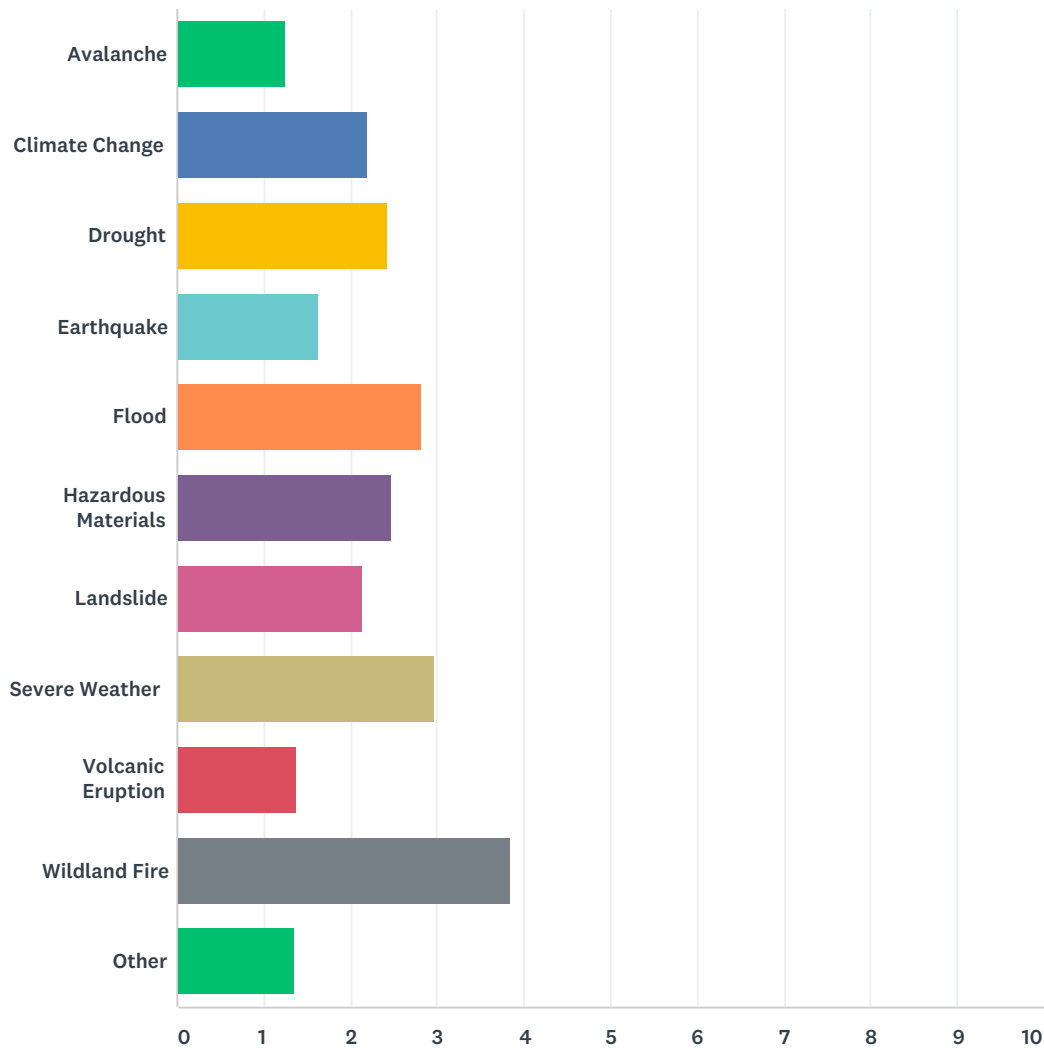
Answered: 99 Skipped: 4



ANSWER CHOICES	RESPONSES	
Yes	15.15%	15
No	74.75%	74
Damage to residence/business not covered by insurance.	9.09%	9
Damage to residence/business covered by insurance.	8.08%	8
Lost wages because I could not work.	3.03%	3
Total Respondents: 99		

Q8 How concerned are you about the following natural hazards in Pend Oreille County? (Check one response for each hazard)

Answered: 98 Skipped: 5



	NOT CONCERNED	SOMEWHAT CONCERNED	CONCERNED	VERY CONCERNED	EXTREMELY CONCERNED	TOTAL	WEIGHTED AVERAGE
Avalanche	79.31% 69	16.09% 14	3.45% 3	1.15% 1	0.00% 0	87	1.26
Climate Change	44.79% 43	19.79% 19	14.58% 14	12.50% 12	8.33% 8	96	2.20
Drought	23.16% 22	34.74% 33	23.16% 22	13.68% 13	5.26% 5	95	2.43
Earthquake	51.11% 46	37.78% 34	7.78% 7	2.22% 2	1.11% 1	90	1.64
Flood	20.21% 19	24.47% 23	20.21% 19	22.34% 21	12.77% 12	94	2.83
Hazardous Materials	31.52% 29	22.83% 21	21.74% 20	15.22% 14	8.70% 8	92	2.47

Pend Oreille County Multi-Jurisdiction Hazard Mitigation Plan and Community
Wildfire Protection Plan Community Survey

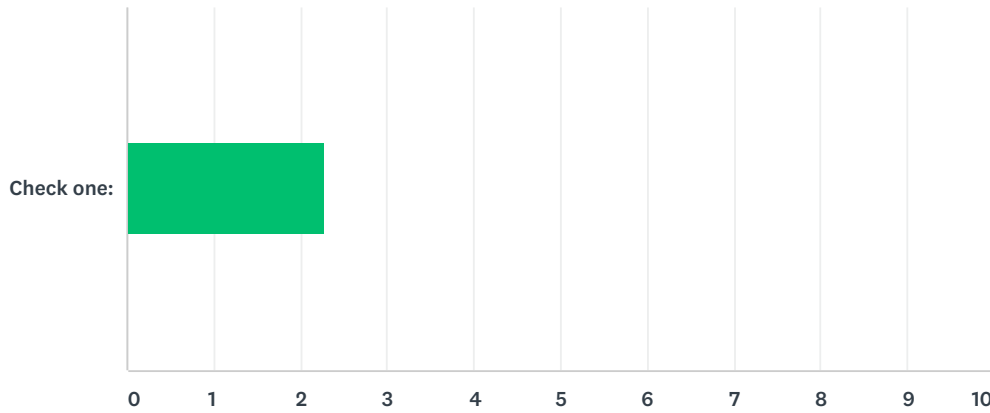
SurveyMonkey

Landslide	43.48% 40	23.91% 22	14.13% 13	11.96% 11	6.52% 6	92	2.14
Severe Weather	9.57% 9	24.47% 23	34.04% 32	22.34% 21	9.57% 9	94	2.98
Volcanic Eruption	73.33% 66	18.89% 17	5.56% 5	1.11% 1	1.11% 1	90	1.38
Wildland Fire	4.17% 4	7.29% 7	20.83% 20	34.38% 33	33.33% 32	96	3.85
Other	81.82% 18	9.09% 2	4.55% 1	0.00% 0	4.55% 1	22	1.36

#	(PLEASE SPECIFY OTHER NATURAL HAZARD)	DATE
1	None to specify	6/5/2018 11:46 AM
2	Usk Bridge failure	5/22/2018 4:51 PM

Q9 How prepared is your household to deal with a natural hazard event?

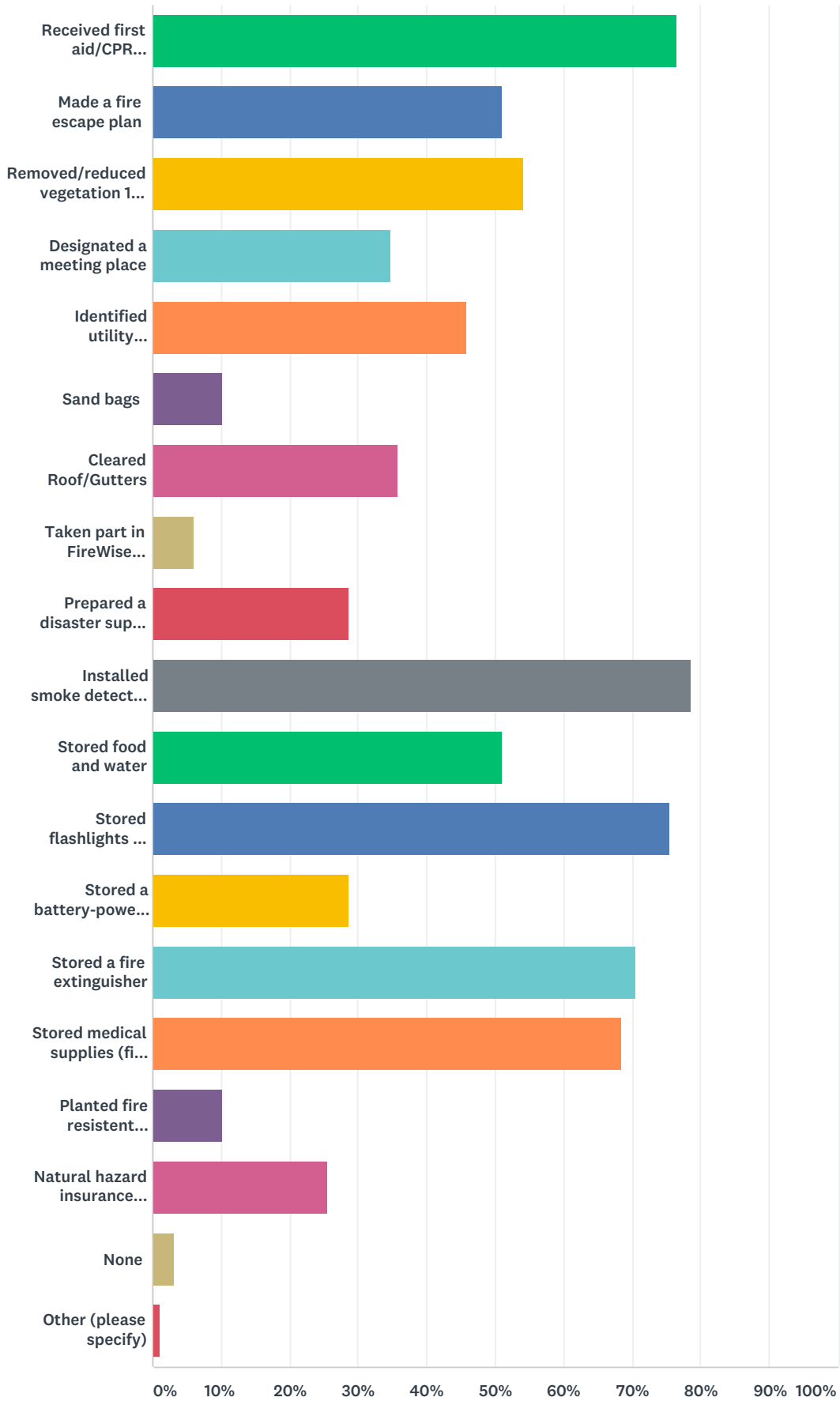
Answered: 98 Skipped: 5



	NOT AT ALL PREPARED	SOMEWHAT PREPARED	ADEQUATELY PREPARED	WELL PREPARED	VERY WELL PREPARED	TOTAL	WEIGHTED AVERAGE
Check one:	9.18% 9	61.22% 60	24.49% 24	4.08% 4	1.02% 1	98	2.27

Q10 Which of the following steps has your household taken to prepare for a hazard event? (Check all that apply)

Answered: 98 Skipped: 5



ANSWER CHOICES

RESPONSES

Pend Oreille County Multi-Jurisdiction Hazard Mitigation Plan and Community
Wildfire Protection Plan Community Survey

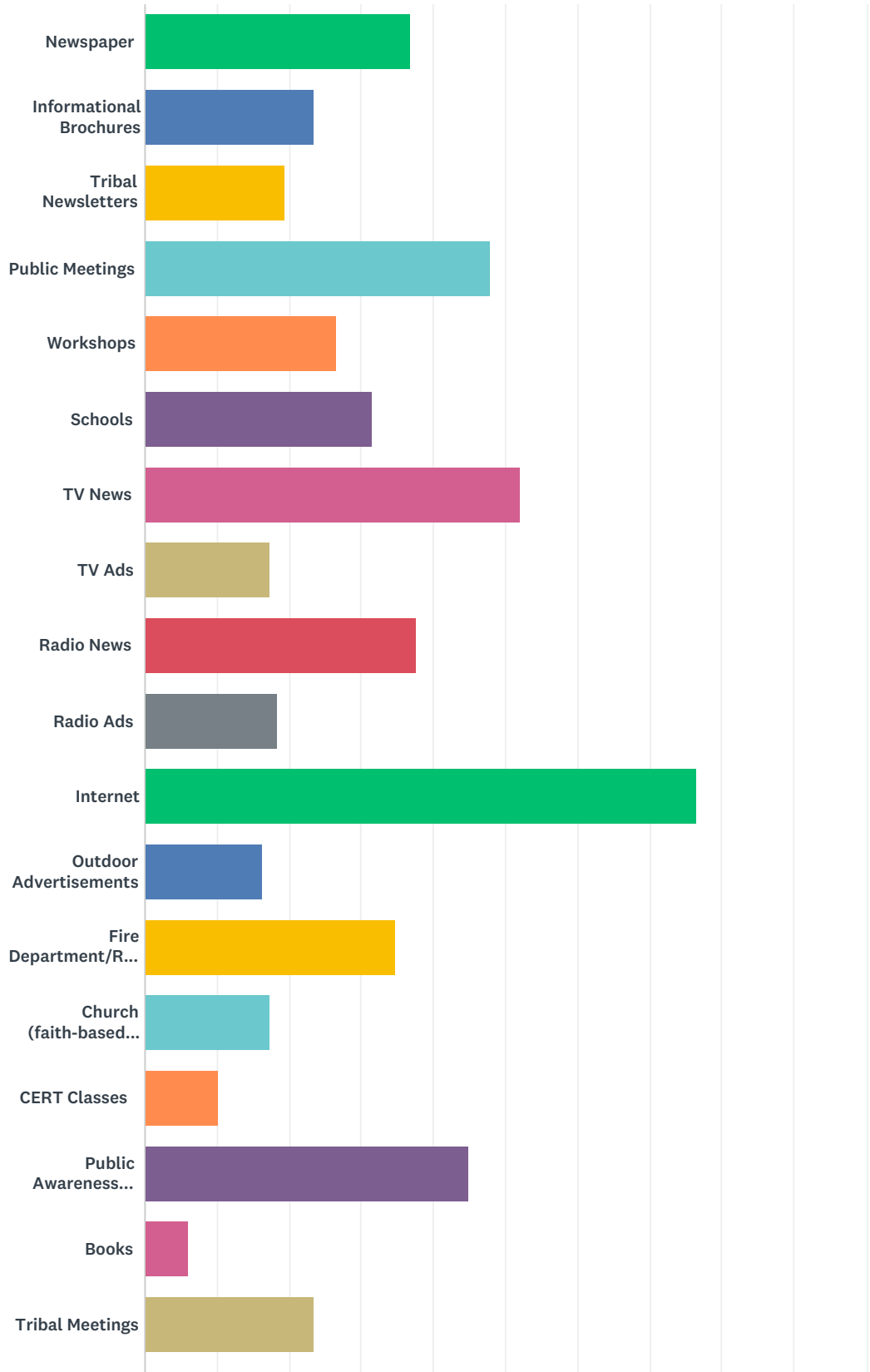
SurveyMonkey

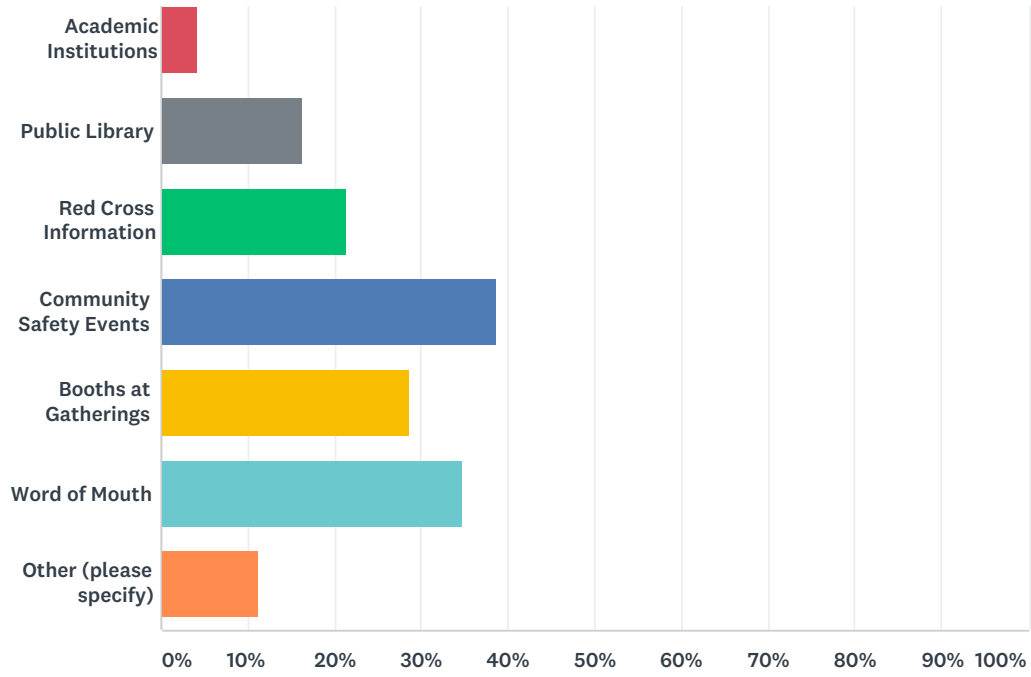
Received first aid/CPR training	76.53%	75
Made a fire escape plan	51.02%	50
Removed/reduced vegetation 100 feet from immediate area of house	54.08%	53
Designated a meeting place	34.69%	34
Identified utility shutoffs	45.92%	45
Sand bags	10.20%	10
Cleared Roof/Gutters	35.71%	35
Taken part in FireWise Meetings	6.12%	6
Prepared a disaster supply kit	28.57%	28
Installed smoke detectors on each level of the house	78.57%	77
Stored food and water	51.02%	50
Stored flashlights and batteries	75.51%	74
Stored a battery-powered radio	28.57%	28
Stored a fire extinguisher	70.41%	69
Stored medical supplies (first aid kit, medications)	68.37%	67
Planted fire resistant landscaping	10.20%	10
Natural hazard insurance (Flood, Earthquake, Wildfire)	25.51%	25
None	3.06%	3
Other (please specify)	1.02%	1
Total Respondents: 98		

#	OTHER (PLEASE SPECIFY)	DATE
1	generator	6/4/2018 10:21 AM

Q11 Which of the following methods do you think are most effective for providing hazard and disaster information? (Check all that apply)

Answered: 98 Skipped: 5





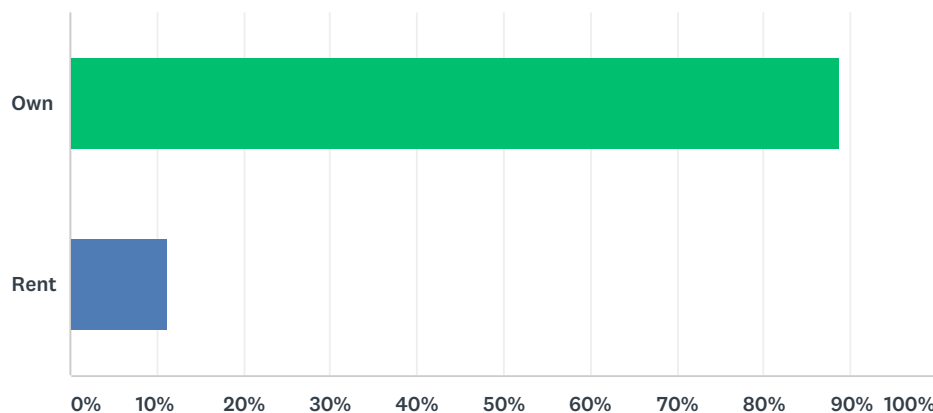
ANSWER CHOICES	RESPONSES	
Newspaper	36.73%	36
Informational Brochures	23.47%	23
Tribal Newsletters	19.39%	19
Public Meetings	47.96%	47
Workshops	26.53%	26
Schools	31.63%	31
TV News	52.04%	51
TV Ads	17.35%	17
Radio News	37.76%	37
Radio Ads	18.37%	18
Internet	76.53%	75
Outdoor Advertisements	16.33%	16
Fire Department/Rescue	34.69%	34
Church (faith-based institutions)	17.35%	17
CERT Classes	10.20%	10
Public Awareness Campaign (e.g., Flood Awareness Week, Winter Storm Preparedness Month)	44.90%	44
Books	6.12%	6
Tribal Meetings	23.47%	23
Academic Institutions	4.08%	4
Public Library	16.33%	16

Red Cross Information	21.43%	21
Community Safety Events	38.78%	38
Booths at Gatherings	28.57%	28
Word of Mouth	34.69%	34
Other (please specify)	11.22%	11
Total Respondents: 98		

#	OTHER (PLEASE SPECIFY)	DATE
1	email and txt notifications	6/16/2018 1:10 PM
2	FACEBOOK	6/14/2018 3:21 PM
3	Text messages are best get notifications realtime and Facebook on town website	6/5/2018 5:58 PM
4	Nixil or fast command system alerts are best	6/4/2018 10:38 AM
5	nixle alerts	6/1/2018 1:19 PM
6	NIXLE	6/1/2018 11:21 AM
7	facebook	6/1/2018 10:56 AM
8	Social Media - Facebook	5/31/2018 10:49 AM
9	NIXL	5/23/2018 8:56 AM
10	Social media	5/22/2018 4:51 PM
11	Face book	5/22/2018 4:33 PM

Q12 Do you own or rent your place of residence or business?

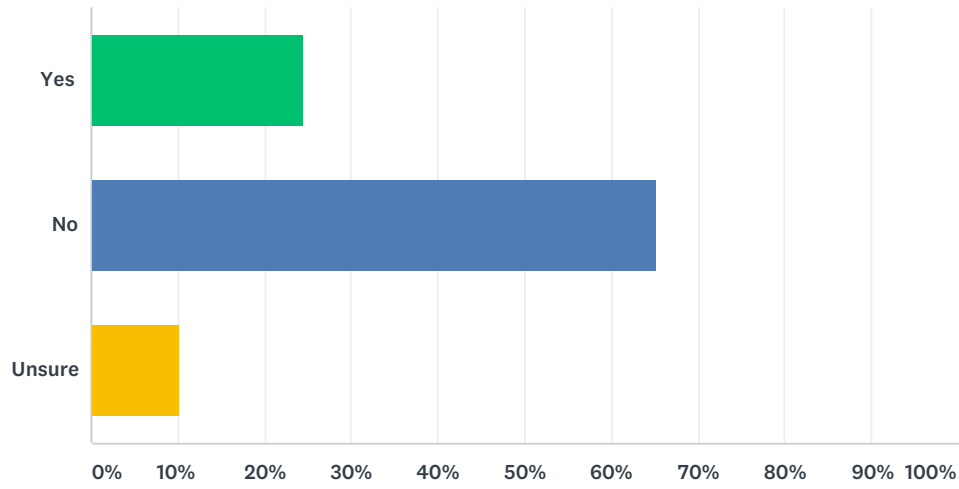
Answered: 98 Skipped: 5



ANSWER CHOICES	RESPONSES	
Own	88.78%	87
Rent	11.22%	11
TOTAL		98

Q13 Is your property located in or near a floodplain?

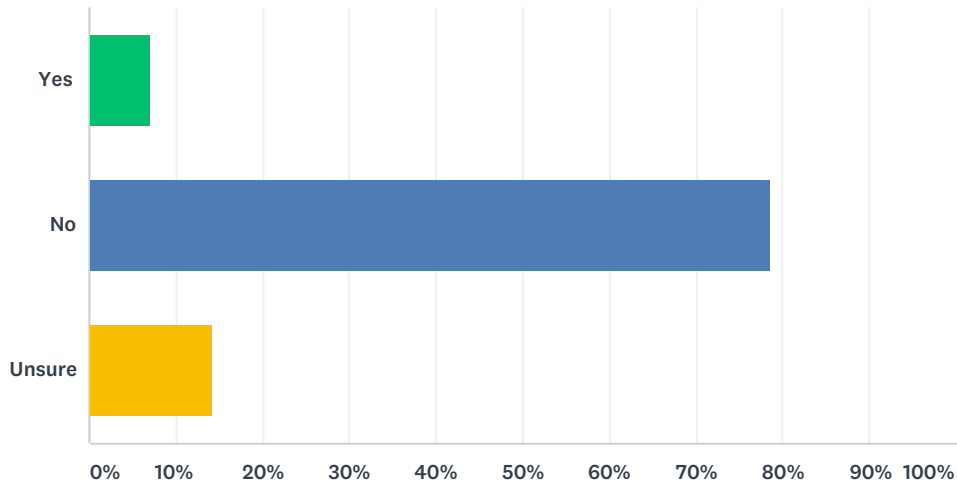
Answered: 98 Skipped: 5



ANSWER CHOICES	RESPONSES	
Yes	24.49%	24
No	65.31%	64
Unsure	10.20%	10
TOTAL		98

Q14 Is your property located in or near a landslide area?

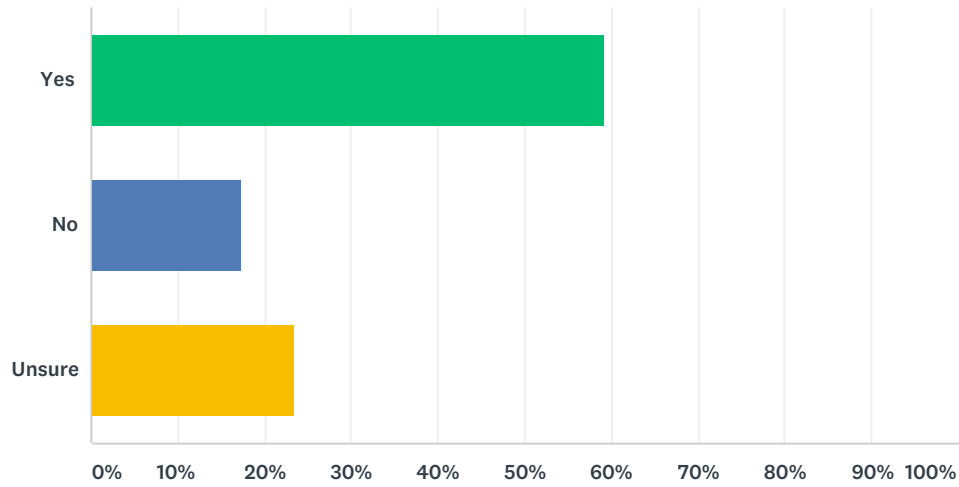
Answered: 98 Skipped: 5



ANSWER CHOICES	RESPONSES
Yes	7.14% 7
No	78.57% 77
Unsure	14.29% 14
TOTAL	98

Q15 Is your property in or near a high fire danger area?

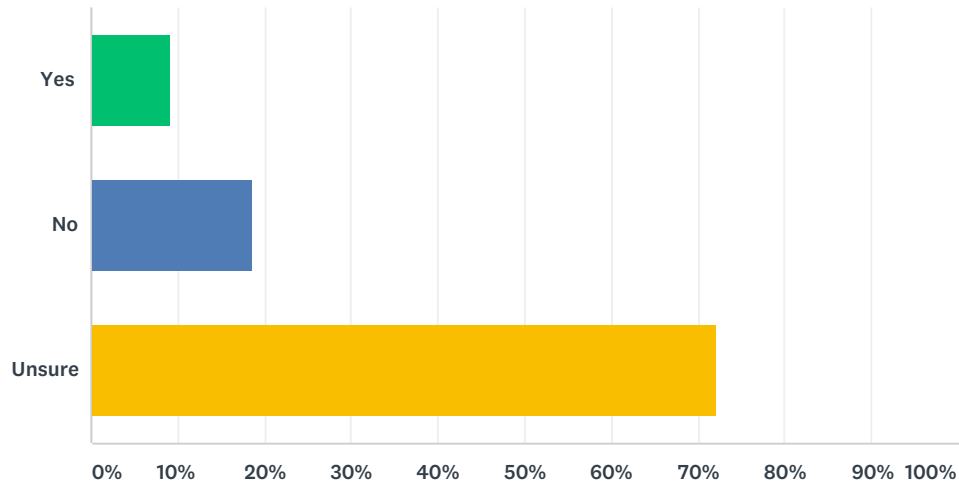
Answered: 98 Skipped: 5



ANSWER CHOICES	RESPONSES	
Yes	59.18%	58
No	17.35%	17
Unsure	23.47%	23
TOTAL		98

Q16 Is your property in a FireWise Community?

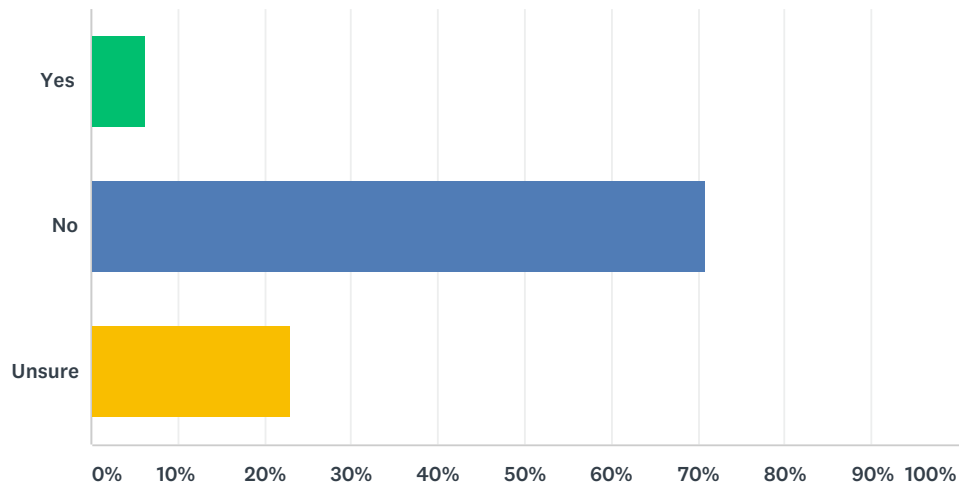
Answered: 97 Skipped: 6



ANSWER CHOICES	RESPONSES
Yes	9.28% 9
No	18.56% 18
Unsure	72.16% 70
TOTAL	97

Q17 Do you actively participate in FireWise activities within your community?

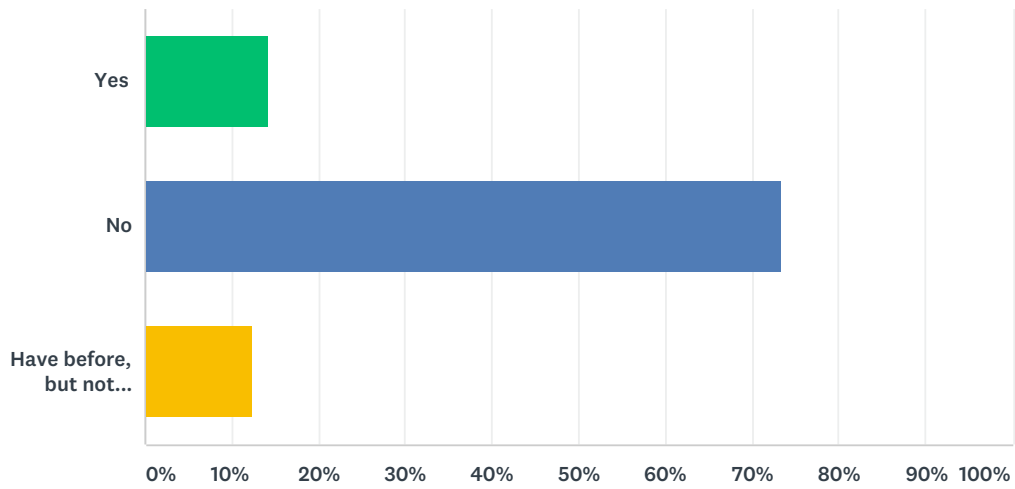
Answered: 96 Skipped: 7



ANSWER CHOICES	RESPONSES	
Yes	6.25%	6
No	70.83%	68
Unsure	22.92%	22
TOTAL		96

Q18 Have you worked with your local fire agencies to identify areas for fuel reduction or other activities to reduce wildfire danger?

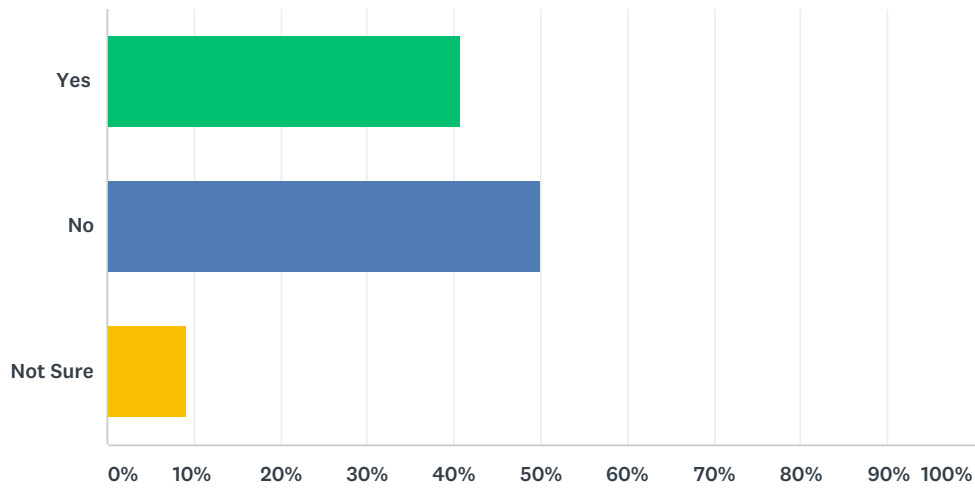
Answered: 98 Skipped: 5



ANSWER CHOICES	RESPONSES
Yes	14.29% 14
No	73.47% 72
Have before, but not recently.	12.24% 12
Total Respondents: 98	

Q19 When you moved into your home, did you consider the impact a natural disaster could have on your home?

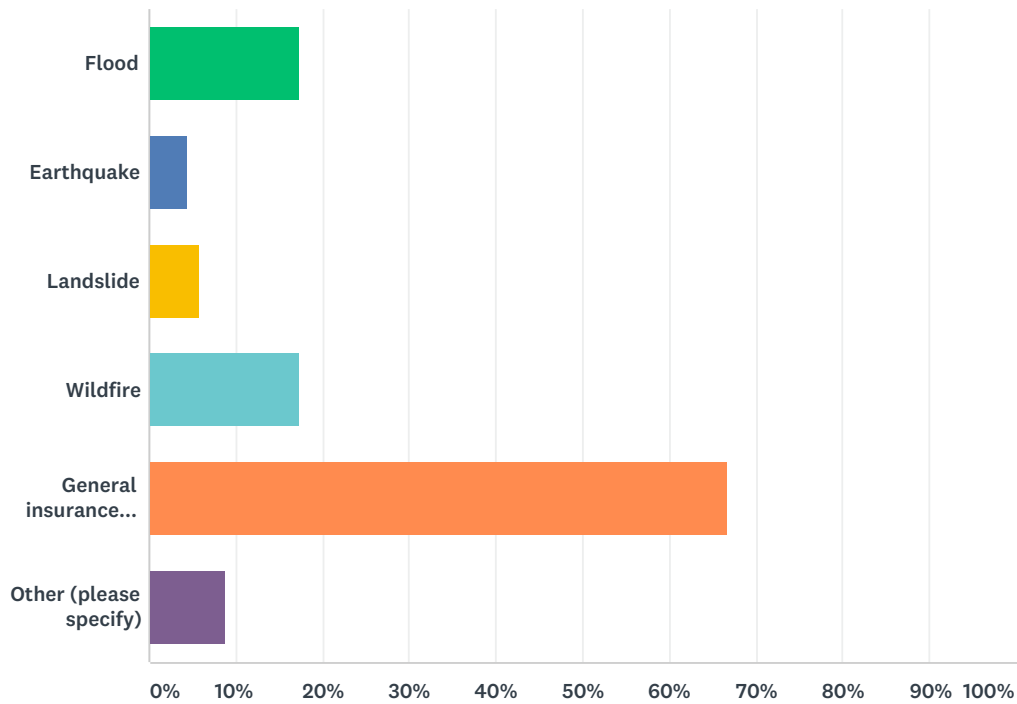
Answered: 98 Skipped: 5



ANSWER CHOICES	RESPONSES
Yes	40.82% 40
No	50.00% 49
Not Sure	9.18% 9
TOTAL	98

Q20 If you own your home, do you have any type of special hazard insurance? Please check all that apply.

Answered: 69 Skipped: 34

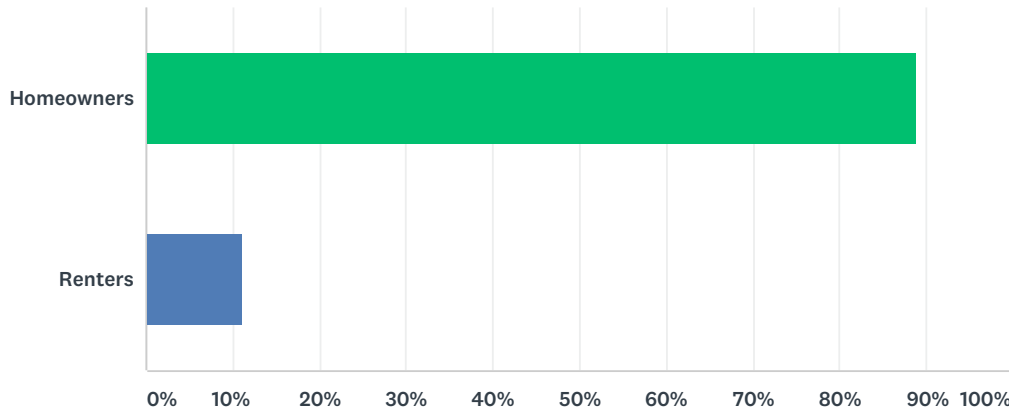


ANSWER CHOICES	RESPONSES	
Flood	17.39%	12
Earthquake	4.35%	3
Landslide	5.80%	4
Wildfire	17.39%	12
General insurance policy only.	66.67%	46
Other (please specify)	8.70%	6
Total Respondents: 69		

#	OTHER (PLEASE SPECIFY)	DATE
1	Act of God	6/14/2018 12:25 PM
2	not sure	6/7/2018 3:45 PM
3	not sure	6/5/2018 9:36 AM
4	unsure	6/4/2018 8:07 AM
5	not sure	6/2/2018 11:46 PM
6	Do not own my own home	6/1/2018 3:41 PM

Q21 Do you have homeowner's or renter's insurance?

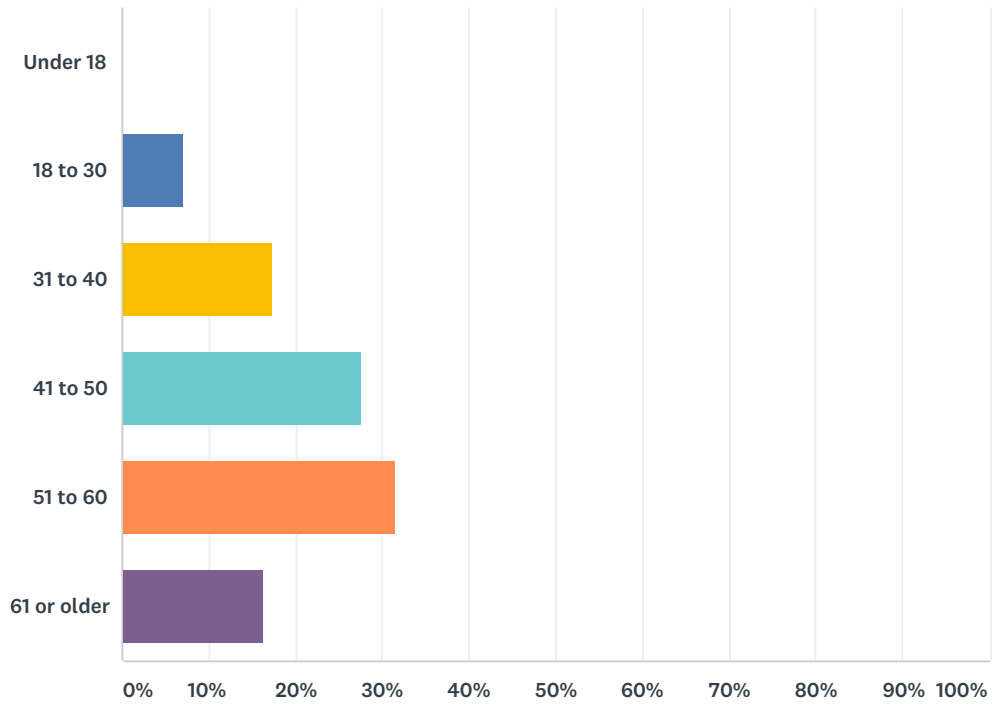
Answered: 90 Skipped: 13



ANSWER CHOICES	RESPONSES	
Homeowners	88.89%	80
Renters	11.11%	10
TOTAL		90

Q22 Please indicate your age range:

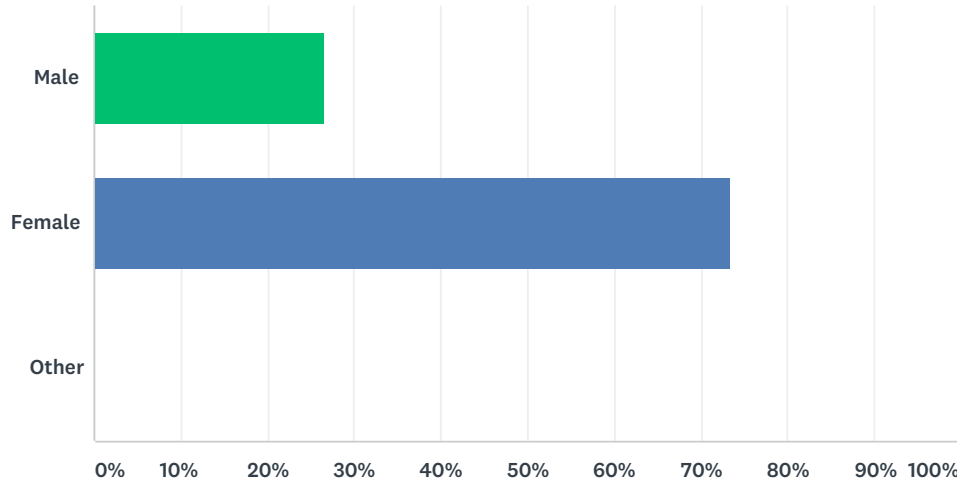
Answered: 98 Skipped: 5



ANSWER CHOICES	RESPONSES	
Under 18	0.00%	0
18 to 30	7.14%	7
31 to 40	17.35%	17
41 to 50	27.55%	27
51 to 60	31.63%	31
61 or older	16.33%	16
TOTAL		98

Q23 Please indicate your gender:

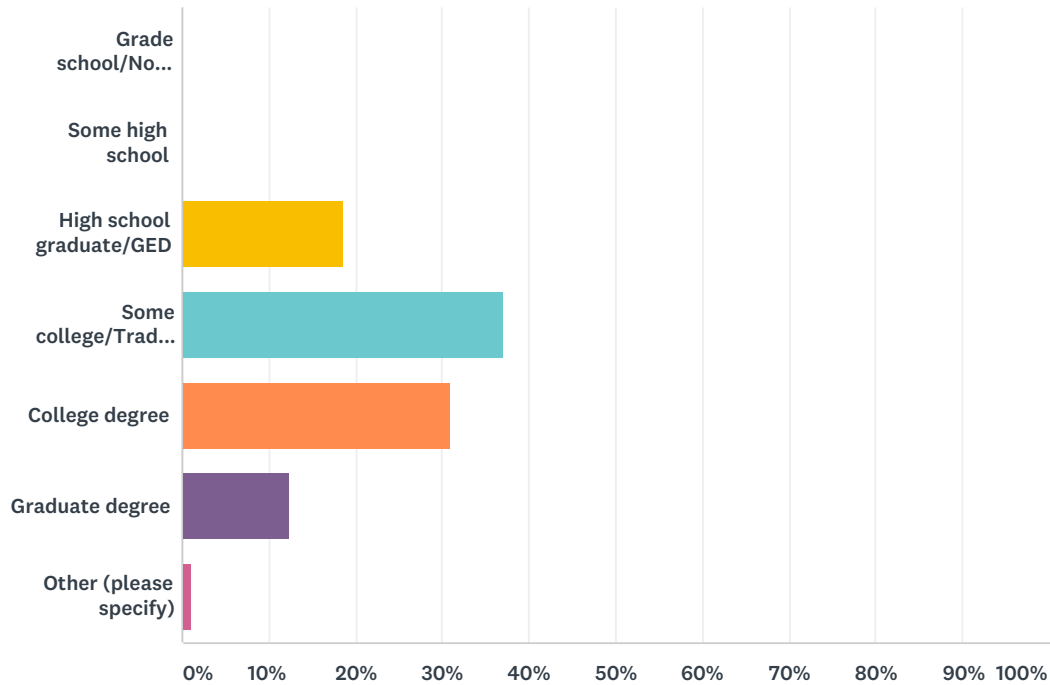
Answered: 98 Skipped: 5



ANSWER CHOICES	RESPONSES	
Male	26.53%	26
Female	73.47%	72
Other	0.00%	0
TOTAL		98

Q24 Please indicate your highest level of education.

Answered: 97 Skipped: 6

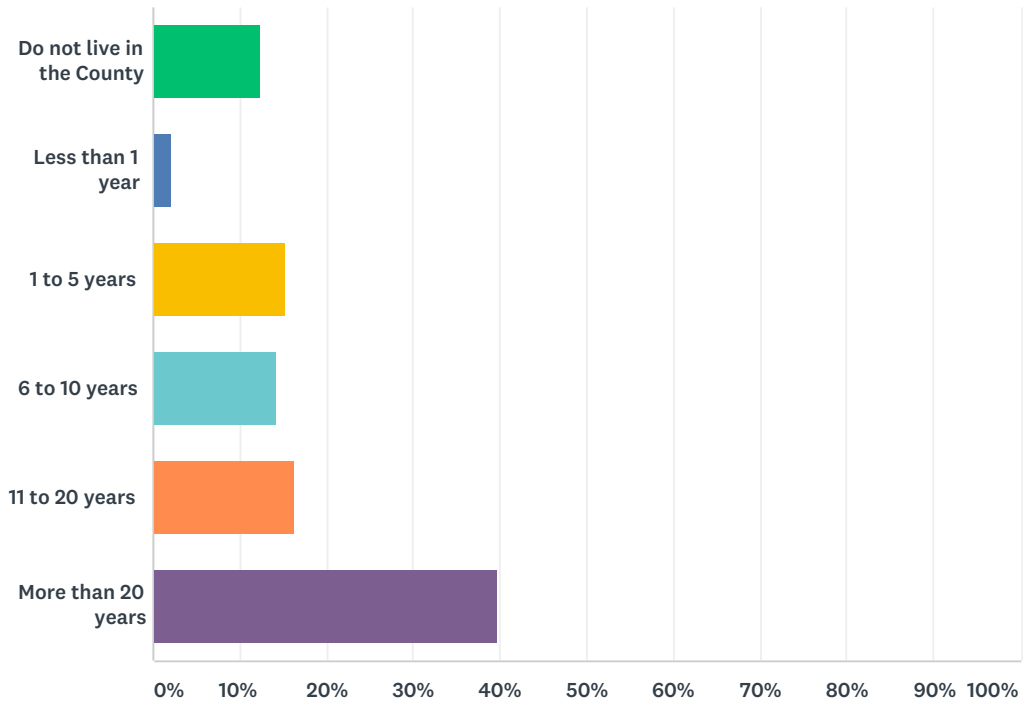


ANSWER CHOICES	RESPONSES
Grade school/No schooling	0.00% 0
Some high school	0.00% 0
High school graduate/GED	18.56% 18
Some college/Trade school	37.11% 36
College degree	30.93% 30
Graduate degree	12.37% 12
Other (please specify)	1.03% 1
TOTAL	97

#	OTHER (PLEASE SPECIFY)	DATE
1	Graduate degree in progress	6/1/2018 10:58 AM

Q25 How long have you lived in Pend Oreille County?

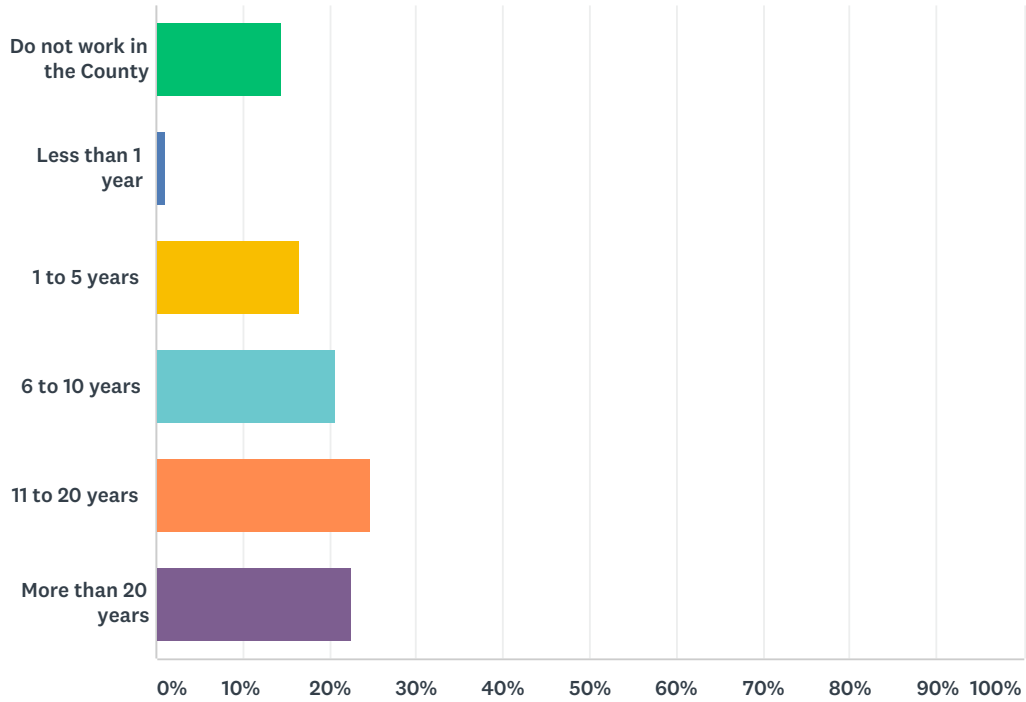
Answered: 98 Skipped: 5



ANSWER CHOICES	RESPONSES	
Do not live in the County	12.24%	12
Less than 1 year	2.04%	2
1 to 5 years	15.31%	15
6 to 10 years	14.29%	14
11 to 20 years	16.33%	16
More than 20 years	39.80%	39
TOTAL		98

Q26 How long have you worked in Pend Oreille County?

Answered: 97 Skipped: 6



ANSWER CHOICES	RESPONSES	
Do not work in the County	14.43%	14
Less than 1 year	1.03%	1
1 to 5 years	16.49%	16
6 to 10 years	20.62%	20
11 to 20 years	24.74%	24
More than 20 years	22.68%	22
TOTAL		97

Q27 Comments

Answered: 8 Skipped: 95

#	RESPONSES	DATE
1	v vyh	6/20/2018 2:46 AM
2	I work for DNR as a Wildland Fire Forest Technician. I have been with DNR for eight years now. As Pend Oreille isn't known for frequent wildfires due to have dense fuels and a higher humidity, if one does get established we have seen the impact in the forests. I think logging or even thinning needs to be a bigger priority for everyone. Being able to thin out our dense forest and bringing prescribed fire back would help tremendously. It would help stop the bug kill trees that will become a problem within Pend Oreille County. I don't know how to get this started but I know the Forest Service is constantly trying to due this. Just take a walk in our forest around Pend Oreille County and you will see the down slash, down trees, limbs, and other debris. My advice is clean up the dense fuel loading and help stop/prevent beetle kill trees from spreading throughout Pend Oreille County.	6/14/2018 10:01 PM
3	Our "neighborhood" in south PO county has no cell service. We used to have a landline, but the phones wouldn't work during power outages. We have since switched to an IP phone with our fiber service. I wonder if a nudge from leaders at the county-level to the cell industry might help get some towers installed in rural areas. We have a small child and it scares me a bit to think if something happened to him during an outage that we'd have to drive a couple of miles to call for help--and that would be after hooking up the generator to get our cars out of the garage.	6/14/2018 1:22 PM
4	Text messages are best. Even if you ate not home you receive the information realtime.	6/5/2018 6:00 PM
5	The Nixle system is the best possible way for distributing real time updates, although the location descriptions are so specific and local that they're often lost on me.	6/1/2018 12:09 PM
6	Common sense applies in all situations. Education is a key component. We always need education and training.	6/1/2018 10:35 AM
7	The Usk Bridge is a huge liability and should be our number one priority. If that bridge fails the access to the communities on the East side of the river is very challenging.	5/24/2018 8:07 AM
8	Never heard of Fire Wise.	5/23/2018 9:01 AM